


OTTAWA COUNTY 2020

DOMESTIC VIOLENCE AS AN ADVERSE CHILDHOOD EXPERIENCE (ACE)

17.6%

Ottawa County adults report that during childhood their parents or adults in their home slapped, hit, kicked, punched, or beat each other up. (n=1,184)

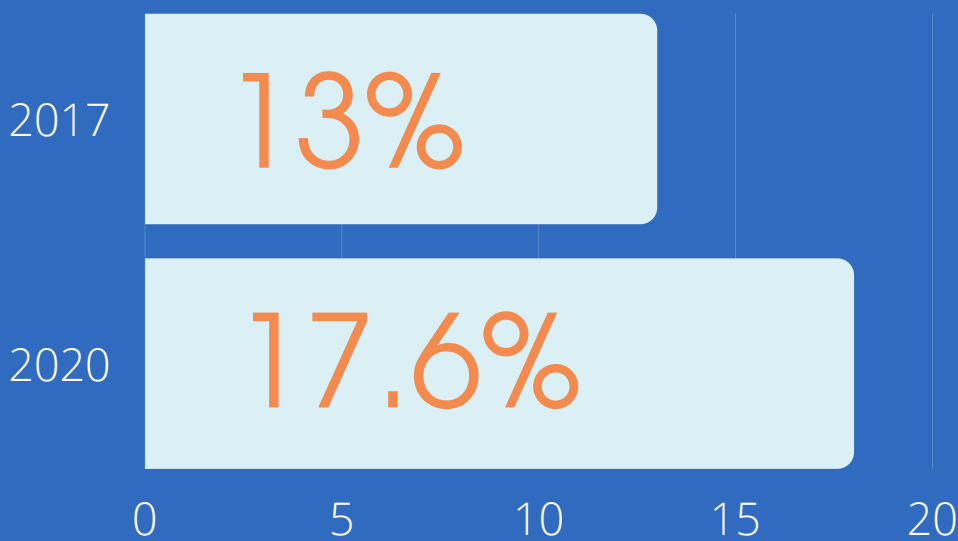


Four in ten Ottawa County adults (40.2%) report living with parents or adults in their home during childhood who swore at, insulted, or put them down. (n=1,183)




One in five Ottawa County adults (21.9%) report they were physically hurt by a parent during childhood. (n=1,191)

OTTAWA COUNTY INTIMATE PARTNER VIOLENCE



The number of adults reporting the ACE of intimate partner violence has increased since 2017.



Everyone deserves a safe and loving home where each person is treated with respect and dignity.

Domestic violence is the systematic use of physical, verbal, emotional and sexual abuse to gain power and control over another person.

RESILIENCE

ADVOCATES FOR ENDING VIOLENCE™

OTTAWA COUNTY 2019

YOUTH ASSESSMENT SURVEY DATA

DATING VIOLENCE

Among 8th, 10th, and 12th grade students who reported having dated or gone out with someone in the past year (n=3257):

15%

Someone they've dated called them degrading names. (n=3245)

13%

Someone they've dated tried to control when they saw their friends. (n=3242)

11%

Someone they've dated isolated them from family or friends. (n=3243)

7%

Someone they've dated hit, slapped, or physically hurt them on purpose. (n=3249)

6%

Someone they've dated threatened them. (n=3244)

BYSTANDER INTERVENTION

13%

Witnessed someone push, yell at, or hit a dating partner. (n=6457)

80%

Would want someone to find help if a dating partner was pushing, yelling at, or hitting them. (n=6441)

FAMILY CONFLICT

28%

People in our family often insult or yell at each other. (n=6440)

26%

People in our family have serious arguments. (n=6426)

SEXUAL VIOLENCE

255

Had sexual intercourse when they really did not want to. (n=6438)

172

Were made to feel guilty. (n=253)

156

Felt uncomfortable saying no. (n=253)

68

Were physically forced. (n=253)

54

Were threatened. (n=251)

Source:
2019 Ottawa County Youth Assessment Survey